



FIBERNET

CATALOGUE 2026

**THE NEXT LEVEL  
IN CABLE BLOWING**



We design and manufacture  
**high-performance cable  
blowing machines**  
for fiber optic cable installation.

## WHY FIBERNET



HIGH PERFORMANCE

**MORE POWER.  
MORE METERS  
INSTALLED.**

High pushing force, maximum air sealing, and ease of use: every detail is designed to deliver top performance and install more meters.



ELECTRONIC CONTROLS

**PROTECT THE  
CABLE.  
INSTALL WITH  
CONFIDENCE.**

An intelligent electronic control system, unique on the market, ensures top-level cable protection during installation.



SUPPORT

**LESS DOWNTIME.  
NO STOPS ON SITE.**

Your local distributor is trained to support you fast with direct backup from Fibernet team when needed.



# PRODUCT

Discover our range of

## LADY

## GENIALE



APPROVED BY



FOR DTAG ZTV 40-II

APPROVED BY



FOR DTAG ZTV 40-II

**COMPACT. LIGHT. READY FOR  
THE LAST MILE.**

A compact and lightweight cable blowing machine for **last-mile installations**, featuring **belt drive**. Operates with **cordless drill or electric motor** for flexible and efficient installation.

**TWO MACHINES IN ONE.  
A REVOLUTION IN FIBER  
BLOWING.**

A **fully electric** machine for **micro and mini cables**, featuring a **unique gearbox: 400 N pushing force** for large cables and **100 N** for small cables, with an **advanced cable protection system**.

# LINEUP

cable blowing machines

## OPERA




APPROVED BY



FOR DTAG ZTV 40-II

## OPERA ELETTRICA



**HIGH PUSHING POWER. ZERO  
CABLE DAMAGE.**

A pneumatic fiber blowing machine delivering **up to 900 N of pushing force**. Adjustable force limit protects the cable, while the display shows real-time installation data.

**MAXIMUM POWER. ULTIMATE  
ELECTRONIC CONTROL.**

A fully electric fiber blowing machine delivering **650 N of constant pushing force**, working with small-medium compressors for maximum installation control.

# LADY

## CABLE BLOWING MACHINE



**LIGHTWEIGHT, PRECISE, RELIABLE.  
VERSATILITY THAT MAKES THE DIFFERENCE.**

**LADY** is an extremely versatile cable blowing machine, **designed for distribution networks (the so-called "last mile")**, and allows the installation of **cables from 2 mm up to 8 mm**. It can be used **with an electric screwdriver** for short distances and medium-sized cables, **or with an electric motor** for installing small cables that require high sensitivity to prevent cable damage.

Thanks to its belt system, which ensures an even distribution of the pushing force, **LADY is a benchmark among cable blowing machines for distribution networks.**

### WITH ELECTRIC SCREWDRIVER

MAX PUSHING FORCE 170 N

IDEAL FOR SHORT INSTALLATIONS AND  
MEDIUM-SIZED CABLES  
FROM 5 mm TO 8 mm.

### WITH ELECTRIC MOTOR

MAX PUSHING FORCE 117 N

IDEAL FOR SMALL-SIZED CABLES  
FROM 2 mm TO 4 mm.



### MAIN FEATURES

SUITABLE FOR USE WITH **SMALL TO MEDIUM-SIZED COMPRESSORS**

ALL COMPRESSOR AIR **USED IN THE DUCT**

**ELECTRONIC CONTROL OF MAXIMUM TORQUE AND CABLE SLIPPAGE**

**REVERSE GEAR**

**CABLES:** FROM 2 TO 8 mm.

**TUBES:** FROM 5 TO 16 mm.


APPROVED BY





MADE IN ITALY

# OVERVIEW


DESIGNED FOR LAST-MILE INSTALLATIONS, LADY **COMBINES COMPACT DIMENSIONS AND ADVANCED ELECTRONIC CONTROL** TO HELP INSTALLERS WORK FASTER, PROTECT THE CABLE, AND INSTALL MORE METERS WITH CONFIDENCE.



APPROVED BY  Deutsche Telekom  
FOR DTAG ZTV 40-II



# DETAILS THAT MAKE THE DIFFERENCE



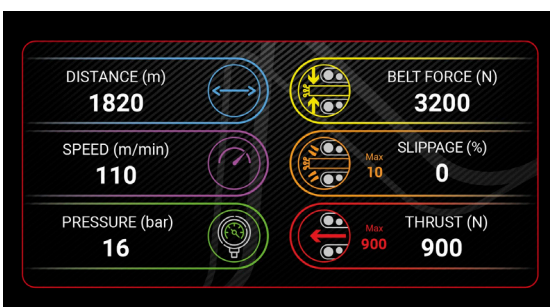
## DUAL DRIVE FLEXIBILITY

Lady can be operated either with a **cordless drill** or with the **dedicated electric motor**, offering maximum flexibility on site. Its design also directs **all compressor air into the duct**, improving blowing performance and allowing operation even with smaller compressors.



## ULTIMATE CABLE PROTECTION

When used with the dedicated electric motor, Lady features advanced electronic control. The operator can **set the pushing force** independently from the speed, while **the system automatically reduces speed when resistance increases, protecting the cable**. Powered by 3 × 18V 5Ah Milwaukee batteries, it provides up to 5 km of installation per charge.



## DISPLAY SHOWING ALL DATA IN REAL TIME

The 4.3-inch display gives operators full control over the installation process. It shows the **real-time pushing force**, **detects belt slippage on the cable**, and allows the **maximum torque limit to be set in order to protect the cable** from excessive stress.



## INSTALLATION REPORTING WITH FIBERNET APP

The machine connects to the **Fibernet App**, allowing installers to **record installation parameters** and automatically **generate detailed installation reports**. These reports can be shared with clients or project managers as documentation and proof of the completed installation.




## TRANSPORT CASE CONVERTIBLE INTO A WORK TABLE

The **wheeled transport case** securely houses the machine and is designed for easy handling and mobility. Once opened, it **quickly converts into a convenient and stable work table** at the installation site.



## REVERSE FUNCTION

A dedicated button allows the operator to instantly reverse the pushing direction, enabling controlled cable retraction when needed.



## TECHNICAL DETAILS

CABLE DIAMETER	∅ 2 to 8 mm	DRIVE	Cordless Drill or Electric Motor
DUCT DIAMETER	∅ 5 to 16 mm	AIR CONNECTION	1/4" Quick Coupling
LAYING SPEED	80 m/min	DIMENSIONS	235x180x130
PUSHING FORCE	117 N	CASE DIMENSIONS	610x420x400
MAX AIR PRESSURE	16 bar	WEIGHT	5 kg



FIBERNET

# GENIALE

CABLE BLOWING MACHINE



**Geniale** /dʒeˈnja.le/ *adj.* 1.  
An extraordinary and original  
idea that addresses problems  
in a surprising and intelligent  
way.

[From Latin *genialis*, "of birth,  
innate, inspired by a genius or  
spirit."]

**TWO MACHINES IN ONE.**

**THE GEARBOX THAT CHANGES EVERYTHING.**

**Geniale** is Fibernet's **groundbreaking cable blowing machine**, equipped with an exceptionally innovative engineering solution: an **integrated PATENT PENDING gearbox**. This feature allows it to be used for in-house installations, distribution networks, and a wide portion of the feeder network – **effectively covering a broad range of cable diameters and applications with a single machine.**

This is the core of its value: **absolute versatility and total control.**



## GEAR ONE

MAX THRUST 400 N  
MAX SPEED 60 m/min

**POWERFUL.**

IDEAL FOR CABLES FROM 4 UP TO 8.5 mm.

## GEAR TWO

MAX THRUST 100 N  
MAX SPEED 120 m/min


**EXTREMELY SENSITIVE.**

IDEAL FOR CABLES FROM 1.2 UP TO 4 mm.


MADE IN ITALY

# OVERVIEW

GENIALE IS THE ONLY MACHINE ON THE MARKET CAPABLE OF INSTALLING BOTH MICRO AND MINI CABLES FROM 1.2 TO 8.5 MM, THANKS TO ITS PATENT-PENDING INTEGRATED MAGNETIC GEARBOX DEVELOPED EXCLUSIVELY BY FIBERNET FOR MAXIMUM VERSATILITY AND PERFORMANCE.



APPROVED BY  Deutsche Telekom  
FOR DTAG ZTV 40-II



# DETAILS THAT MAKE THE DIFFERENCE

## TWO MACHINES IN ONE

Thanks to its **PATENT PENDING MAGNETIC GEAR SYSTEM** and fully electric drive system, Geniale combines **maximum pushing force for large cables** with **exceptional sensitivity and safety for smaller ones**.

### GEAR 1

POWER AND DISTANCE



### GEAR 2

PRECISION AND SAFETY



### UNIQUE MAGNETIC GEARBOX

Geniale features a **patent-pending magnetic gearbox**, allowing operators to switch between power and sensitivity depending on the cable type. In **first gear**, the machine delivers **400 N and 60 m/min**, while in **second gear** it operates with **100 N and up to 120 m/min**, providing power for larger cables and sensitivity for smaller ones.



## ULTIMATE CABLE PROTECTION AND DISPLAY SHOWING ALL DATA IN REAL TIME

Advanced electronic controls and real-time monitoring give operators full control over the installation process, automatically managing pushing force, speed, slip detection, and torque protection to ensure safe and efficient cable installation.



## FULLY ELECTRIC SYSTEM

Fully electric. No pneumatic motors.

All the compressor air goes directly into the duct, maximizing performance and allowing operation even with smaller compressor. Up to **4 km per charge** in first gear and up to **6 km in second gear** with 3 x 18V 5 Ah Milwaukee batteries.




## INSTALLATION REPORTING WITH FIBERNET APP

The machine connects to the **Fibernet App**, allowing installers to **record installation parameters** and **automatically generate detailed installation reports**. These reports can be shared with clients or project managers as documentation and proof of the completed installation.



## SUPER AIRTIGHT PRESSURE CHAMBER

The pressure chamber features a sealing system uniquely designed by Fibernet, **ensuring exceptional airtightness** and **virtually eliminating air leakage** for maximum blowing performance.



## TRANSPORT CASE CONVERTIBLE INTO A WORK TABLE

The **wheeled transport case** securely houses the machine and is designed for easy handling and mobility. Once opened, it **quickly converts into a convenient and stable work table** at the installation site.

## TECHNICAL DETAILS

CABLE DIAMETER	∅ 1.2 to 8.5 mm	PUSHING FORCE	400 N (Gear 1) 100 N (Gear 2)
LAYING SPEED	60 m/min (Gear 1) 120 m/min (Gear 2)	DIMENSIONS	360x310x300
CLAMPING FORCE	2500 N	CASE DIMENSIONS	610x400x700
MAX AIR PRESSURE	16 bar	WEIGHT	15 kg



# OPERA

CABLE BLOWING MACHINE



**POWER IS NOTHING WITHOUT CONTROL.  
OPERA DELIVERS BOTH.**

**OPERA** is Fibernet's **powerful pneumatic cable blowing machine**, engineered to ensure safe installation for cables ranging from **4 mm to 16 mm**. Its **exceptional pushing force**, one of the highest in the market, is **paired with an electronic pushing force control system that prevents cable damage** by allowing installers to set the machine's maximum allowable thrust.

**All installation data is displayed in real time on a large screen**, providing full visibility over every critical parameter of the blowing process.

This is OPERA: **maximum power with absolute control.**



## MAIN FEATURES

**MAX THRUST 900 N**

**REAL TIME INSTALLATION  
DATA ON SCREEN**

**ELECTRONIC MAX PUSHING  
FORCE CONTROL**

**ELECTRONIC CABLE SLIP  
CONTROL**

**CABLES: FROM 4 UP TO 16 mm.**

**DUCTS: FROM 7 UP TO 63 mm.**

APPROVED BY




Deutsche  
Telekom



MADE IN ITALY

# OVERVIEW



OPERA COMBINES HIGH-POWER PNEUMATIC PERFORMANCE, DELIVERING UP TO 900 N OF MAXIMUM PUSHING FORCE, WITH ADVANCED ELECTRONIC PRECISION CONTROLS TO ENSURE RELIABILITY, ACCURACY, AND SAFE CABLE INSTALLATION.



APPROVED BY  Deutsche Telekom  
FOR DTAG ZTV 40-II

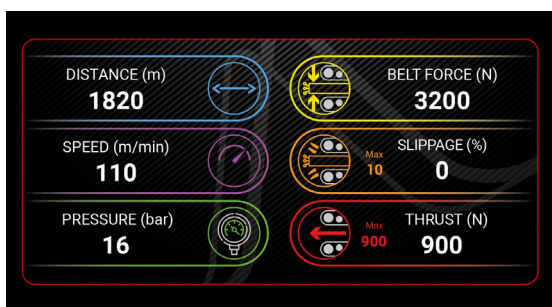


# DETAILS THAT MAKE THE DIFFERENCE



## 900 N OF PUSHING FORCE

The **exceptional thrust** enables the machine to **overcome obstacles** and **reach longer installation** distances, increasing installation efficiency and daily productivity.



## DISPLAY SHOWING ALL DATA IN REAL TIME

Precise adjustment of maximum thrust and belt clamping force via a **4.3-inch display**, with **real-time monitoring** of the **pushing force** and **automatic detection** of cable slippage on the belts for safe and efficient installation.




## APP AND TABLET WITH INTEGRATED REPORTING

A dedicated tablet with the **Fibernet App** generates a **complete installation report** with all laying parameters via **Wi-Fi connection**. The system has been **approved** by Deutsche Telekom.



## REVERSE FUNCTION

A dedicated lever allows the operator to **reverse the pushing direction**, enabling controlled cable retraction when required.



## SUPER AIRTIGHT PRESSURE CHAMBER

The pressure chamber features a sealing system uniquely designed by Fibernet, ensuring **exceptional airtightness** and **virtually eliminating air leakage** for maximum blowing performance.



## A CASE THAT BECOMES A SUPPORT STAND

Opera's case is designed to protect the machine during transport, including air travel, and **becomes a support stand during work operations**.



## PNEUMATIC BELT OPENING AND CONTROL

The **belt clamping force is pneumatically controlled** and **manually adjustable**, with the **value displayed on the screen**. This allows operators to **monitor the pressure applied to the cable** and easily replicate the same settings in future installations.

## AVAILABLE DUCT ADAPTERS:

**INTEGRATED DUCT ADAPTERS**  
(compatible without external adapter)

7 - 8 - 10 - 12 - 14 - 16 - 18 - 20 MM

**EXTERNAL DUCT ADAPTERS**  
(requires external adapter)

25 - 32 - 40 - 50 - 63 MM


## TECHNICAL DETAILS

CABLE DIAMETER	ø 4 to 16 mm	CLAMPING FORCE	3200 N
DUCT DIAMETER	ø 7 to 63 mm	AIR CONNECTION	3/4" Claw Connection
LAYING SPEED	110 m/min	DIMENSIONS	565x252x360
PUSHING FORCE	900 N	CASE DIMENSIONS	700x500x800
MAX AIR PRESSURE	16 bar	WEIGHT	25 kg

# OPERA

## ELETTRICA

CABLE BLOWING MACHINE



**MAXIMUM POWER.**

**ULTIMATE ELECTRONIC CONTROL.**

Opera Elettrica delivers **650 N of continuous pushing force** and **up to 1000 N peak output**, providing the power required for demanding blown fiber installations while maintaining precise control of both speed and pushing force.

Thanks to its advanced electric drive system, the machine operates efficiently even with **small to medium-sized compressors**, maximizing the use of available air pressure and airflow in the subduct.

Powered by **3 × 18V 5Ah Milwaukee batteries**, Opera Elettrica provides up to **4 km of installation range per charge**, extendable to **over 10 km with optional 12Ah batteries**.



### MAIN FEATURES

CONTINUOUS PUSHING FORCE **650 N**

MAX PUSHING FORCE **1000 N**

ELECTRONIC MAX PUSHING FORCE CONTROL

ELECTRONIC CABLE SLIP CONTROL

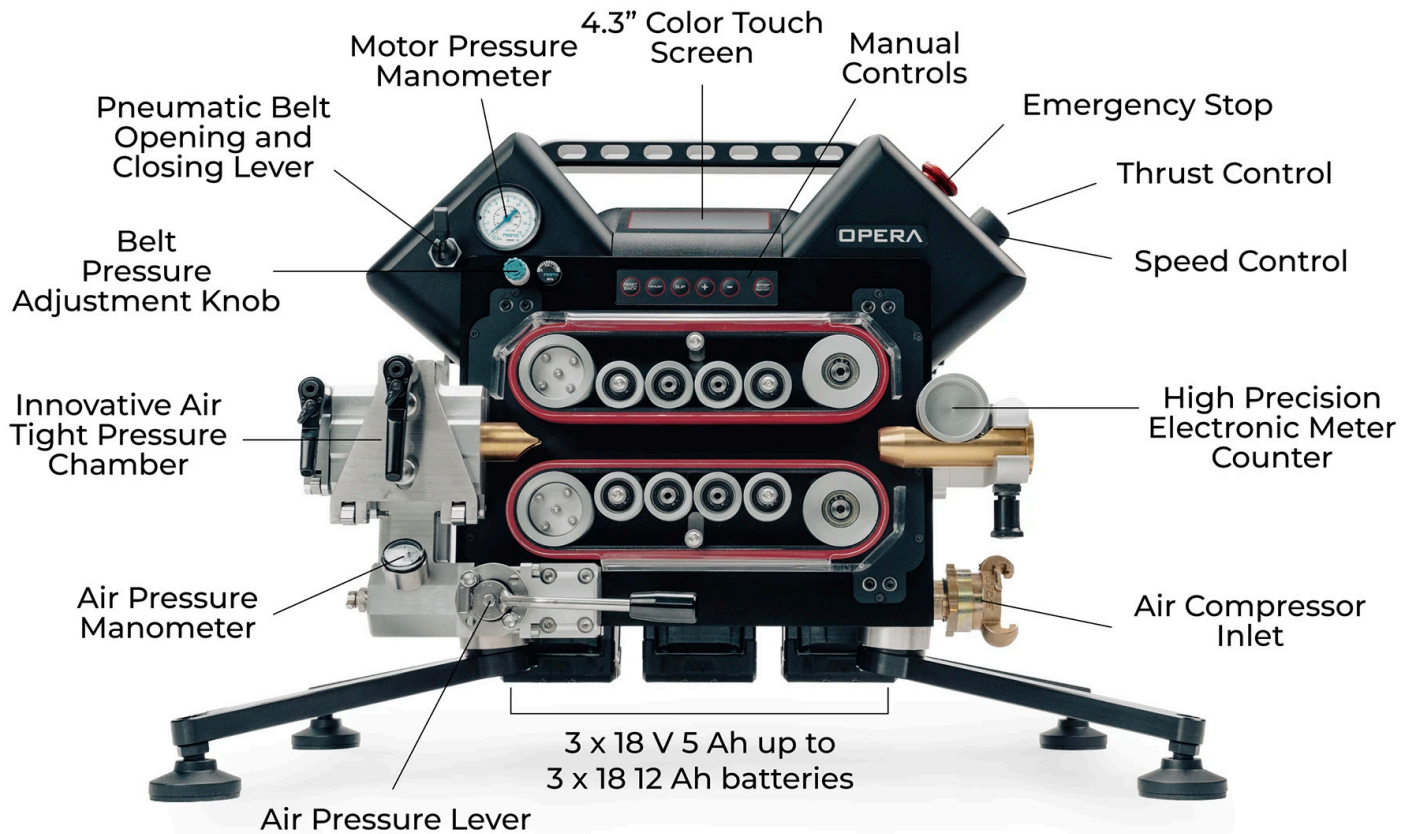
CABLES: FROM 4 UP TO 16 mm.

DUCTS: FROM 7 UP TO 63 mm.

MADE IN ITALY

# OVERVIEW


OPERA ELETTRICA COMBINES **FULLY ELECTRIC OPERATION** WITH **ADVANCED ELECTRONIC CONTROLS AND INTELLIGENT MONITORING** TO ENSURE PRECISE CABLE INSTALLATION, REDUCE THE RISK OF CABLE DAMAGE, AND DELIVER RELIABLE **PERFORMANCE EVEN WHEN USED WITH SMALL COMPRESSORS.**



PURE ELECTRIC POWER



# DETAILS THAT MAKE THE DIFFERENCE



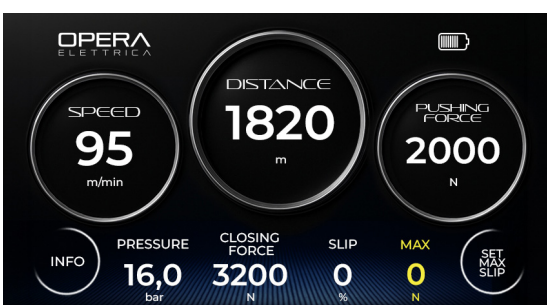
## FULLY ELECTRIC SYSTEM WITH 650 N CONSTANT PUSHING FORCE

Opera Elettrica is **fully powered by electric motors**, directing **all compressor air into the duct** for improved blowing performance. Powered by 3 × 18V 5Ah Milwaukee batteries, it delivers **650 N of constant pushing force** with a **1000 N peak** to overcome difficult obstacles and reach longer installation distances.



## ULTIMATE ELECTRONIC CONTROL

Opera Elettrica features the **highest level of electronic control** over the installation process. The operator can **set the pushing force independently from the speed** — a unique feature of Fibernet machines. When resistance increases, the machine automatically reduces speed while maintaining the set pushing force, protecting the cable and helping it pass difficult sections.



## DISPLAY SHOWING ALL DATA IN REAL TIME

Precise adjustment of maximum thrust and belt clamping force via a 4.3-inch display, with real-time **monitoring** of the **pushing force** and **automatic detection of cable slippage** on the belts for safe and efficient installation.




## INSTALLATION REPORTING WITH FIBERNET APP

The machine connects to the **Fibernet App**, allowing installers to **record installation parameters** and **automatically generate detailed installation reports**. These reports can be shared with clients or project managers as documentation and proof of the completed installation.



## INTEGRATED ELECTRIC MINI COMPRESSOR

Opera Elettrica features a built-in electric mini-compressor. This allows operators to **open and close the belts without using the external compressor** and, when needed, to clean ducts using sponges, making preparation and setup faster and more efficient.



## SUPER AIRTIGHT PRESSURE CHAMBER

The pressure chamber features a sealing system uniquely designed by Fibernet, ensuring **exceptional airtightness** and **virtually eliminating air leakage** for maximum blowing performance.



## A CASE THAT BECOMES A SUPPORT STAND

Opera Elettrica's **case** is designed to protect the machine during transport, including air travel, and **becomes a support stand during work operations**.

### AVAILABLE DUCT ADAPTERS:

<b>INTEGRATED DUCT ADAPTERS</b> (compatible without external adapter)	
<b>7 - 8 - 10 - 12 - 14 - 16 - 18 - 20 MM</b>	

<b>EXTERNAL DUCT ADAPTERS</b> (requires external adapter)	
<b>25 - 32 - 40 - 50 - 63 MM</b>	

## TECHNICAL DETAILS

CABLE DIAMETER	ø 4 to 16 mm	CLAMPING FORCE	3200 N
DUCT DIAMETER	ø 7 to 63 mm	MAX AIR PRESSURE	16 bar
LAYING SPEED	95 m/min	DIMENSIONS	565x252x360
CONTINUOUS PUSHING FORCE	650 N	CASE DIMENSIONS	700x500x800
MAX PUSHING FORCE	1000 N	WEIGHT	25 kg

## ACCESSORIES

# EVERYTHING YOU NEED FOR A FLAWLESS INSTALLATION

Fibernet offers a **wide range of accessories and spare parts** designed to optimize the performance of its cable blowing machines. The lineup includes **adapters for cables and ducts** of various sizes, **gaskets, belts, lubricants, tools**, and much more.


Here are some of the accessories available in the catalog:



Rugged Case



Cable Reel Stand



Cable Reel Stand



Air Hose



Lubricant




Cable Adapter



Battery Charger



Cable Entry Guide



Duct Adapter



Gaskets



Duct Cutter



### ADAPTER FOR DUCTS UP TO 63 MM

Both Opera and Opera Elettrica are supplied with a **complete set of external duct adapters** designed to ensure compatibility with a wide range of commonly-used duct sizes.

The adapters allow the machine to be securely connected to the duct while maintaining a highly hermetic seal, minimizing air losses and maximizing the amount of compressed air directed inside the infrastructure.

Designed for fast setup and reliable field operation, the adapters combine durability, practicality, and the high engineering standards that define every Fibernet solution.

**AVAILABLE ADAPTER SIZES: 25 - 32 - 40 - 50 - 63 MM**

# FIBERNET APP

The Fibernet application **allows real-time monitoring of the main laying parameters** and the **generation of a complete installation report** downloadable in PDF format.

The system helps the operator **understand in real time what is happening inside the duct** during installation, helping prevent unwanted stops, performance loss and possible cable damage.

APPROVED BY



Deutsche  
Telekom

FOR DTAG ZTV 40-II

## REAL-TIME MONITORING

By analyzing parameters such as:

- pushing force,
- speed,
- air pressure,
- slip between belts and cable

it is possible to better **understand the cable behavior inside the infrastructure** and quickly react by adapting the laying parameters to overcome possible critical situations.



The system is able to **measure the level of slip between the machine belts and the cable**, providing immediate feedback on the grip level during installation and helping the operator optimize the installation while protecting the cable.

In other words, the system allows the operator to “see” what is happening inside the duct through intelligent analysis of the laying data.

## REPORTING & TRACEABILITY

At the end of the installation, the application automatically generates a **complete PDF report** containing all parameters recorded during the laying process.

Main advantages:

- full traceability of completed installations,

- quality control,
- verification of correct installation,
- compliance with customer standards,
- support for troubleshooting and future technical analysis.

The report also represents **concrete proof that the installation has been completed** and can be:

- saved directly on the tablet,
- exported via USB,
- sent directly by email from the application (with internet connection or SIM card).



## INSTALLATION ANALYSIS

The **graphs generated** during the installation allow the operator to:

- study the machine behavior,
- analyze how different parameters influence cable installation,
- compare different operating conditions,
- progressively improve installation performance and working methods.

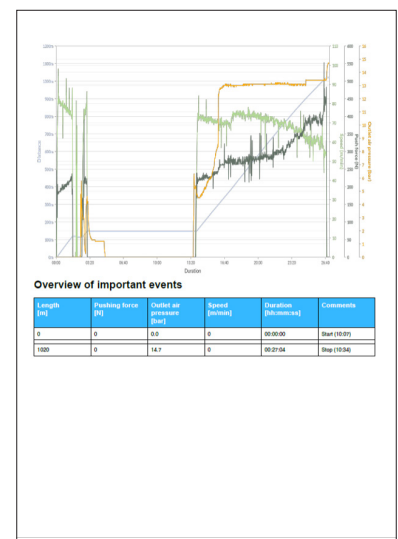
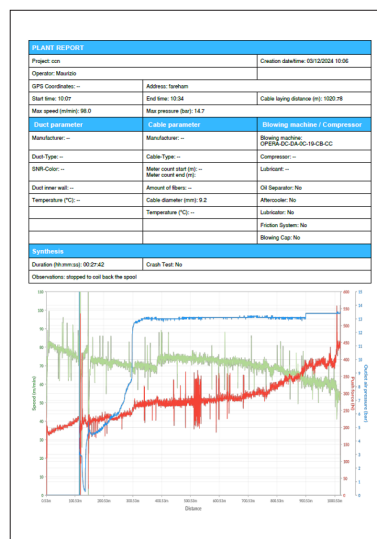
This makes the system not only an operational tool, but also a real installation analysis platform.

**PARAMETERS DISPLAYED:** DISTANCE - SPEED - CURRENT PUSHING FORCE - MAXIMUM PUSHING FORCE - OUTLET AIR PRESSURE - BELT/CABLE SLIP - MAXIMUM SLIP - CLOSING FORCE - GEAR (GENIALE ONLY)

## GRAPH MODES

The application offers two different ways to graphically display the installation data.

The **Deutsche Telekom version** uses a **distance-based graph**, where the horizontal axis represents the installed distance, allowing the operator to analyze events meter by meter along the route.



The **Fibernet version** uses a **time-based graph**, where the horizontal axis represents time, providing a dynamic view of how the installation parameters evolve during the blowing process.



# LAUNCH LEADS

FUTURA is the innovative **launch lead designed, manufactured and patented** by Fibernet to provide practicality and reliability during fiber optic testing operations. Compact, lightweight, and easy to carry at **only 0.4 kg**, FUTURA features **reinforced metal armored pigtails** that help **prevent fiber breakage** during testing activities, while the **integrated magnetic system** allows **quick attachment to racks and metallic surfaces**.

In addition to FUTURA, Fibernet also offers **two other launch lead** solutions designed for different operational requirements:

**STANDARD launch lead** – a robust solution for extreme working conditions, with fiber capacity up to 4,000 m.

**SLIM launch lead** – a flatter, lighter and IP66-rated solution, ideal for operators looking for maximum compactness and easy transport, with fiber lengths up to 1,000 m.

All versions are compatible with the main fiber and connector standards for maximum versatility.



Fibernet Launch Leads

# PRATICO

## PROFESSIONAL WORKBENCH

PRATICO is the **professional workbench** designed by Fibernet to provide a stable, practical, and **fully field-ready workstation** for **fiber optic splicing operations**.

It features **three adjustable working heights** and a durable ABS work surface, allowing operators to work comfortably in any environment. A wide range of **dedicated accessories** makes PRATICO extremely versatile in the field:

- **Umbrella holder** – designed to help operators work comfortably in both sun and rain conditions.
- **Trolley kit** – equipped with wheels for easier transport and movement on site.
- **Splice closure holder kit** – allows quick and secure fixing of splice closures, simplifying splicing operations and improving working comfort.

Robust, practical, and easy to use, PRATICO is the **ideal solution** for technicians looking for reliability and efficiency during daily fiber optic operations.



The Pratico workbench and some of its details





# UNICO mobile

UNICO Mobile is a compact and lightweight **smart tray designed for FTTH field work**, allowing technicians to **securely mount fusion splicers and cleavers** while keeping tools organized and protected. Compatible with many of the most common devices on the market, it improves convenience and safety during installations.



Weighing **only 1.25 kg**, UNICO Mobile is built for maximum portability and can be mounted on poles, ladders, and tripods. Its wearable design makes it ideal for fast and efficient work in demanding installation environments.


The system includes practical features such as magnetic tool holders, a cleaning liquid compartment, and a tray for splice protection sleeves. By reducing unnecessary movement and improving tool accessibility, it helps technicians work faster, safer, and more efficiently.

## NETWORK SIMULATOR

The Fibernet Network Simulator is a professional solution designed to **realistically replicate both P2P and PON fiber optic networks up to 20.000 mt**, making it ideal for **OTDR testing, technical training, certification, and troubleshooting activities**.

Housed in a rugged **IP67 shockproof case**, the simulator is **fully customizable** according to customer requirements, including **fiber lengths, connectors, splitters, and internal network configurations**.

Designed for **laboratories, training centers, telecom operators, and field technicians**, the Fibernet Network Simulator delivers maximum reliability, versatility, and realistic testing conditions for fiber optic network analysis and certification.



Fibernet Network Simulator





OPERA

FIBERLUB  
HIGH-PERFORMANCE  
FIBER OPTIC CLEANING SOLUTION

USED AIR - W.P. 20BAR (300 PSI)

[www.fibernet.it](http://www.fibernet.it)

via degli Olmetti 18, 00060 Formello (RM) - Italy  
[info@fibernet.it](mailto:info@fibernet.it) - +39 06 90 40 50 39